




Pearson

Digital Tools for Learners and Teachers

In and out of the classroom

info@murellilibri.it

Mark Thompson
January 2020



In occasione della presentazione
del primo PTE Academic Test Centre Italiano,
Pearson è lieta di invitarla all'incontro:



International Learning Pathways: How schools can benefit from introducing international curriculum and certifications in their programs

Che si terrà presso la sede di Pearson Italia

Milano, giovedì 6 febbraio 2020
ore 15.30 - 19.00

Via Arconati 1, Milano



Programma

- **Ore 15.30** *Welcome Coffee*
- **Ore 16.00**
Roy Bennett - ELT Teacher Training Coordinator
An introduction to the Global Scale of English: what it is and how it can benefit both teachers and learners
- **Ore 16.30**
Roy Bennett - ELT Teacher Training Coordinator
The Importance of Mediation for the 21st Century Language Learner - Developing Transferable Skills for Real-life Communication and Assessment Purposes
- **Ore 17.00**
Rob Jamieson - Regional Development Manager (Western Europe)
Edexcel Qualifications & International Schools Pearson Lexcel International exams: Preparing students for success in Higher Education and the workplace
- **Ore 17.30**
Mark Thompson - Digital Solution Manager
Pearson Test of English Academic: the future of English language testing
- **Ore 18.00 - 19.00**
Aperitivo e discussion time

Che cos'è il PTE Academic?

Il Pearson Test of English Academic è la prima certificazione linguistica totalmente *computer-based* e permette di iscriversi alle università internazionali più prestigiose, lavorare nelle migliori aziende e richiedere il visto per vivere in Australia e Nuova Zelanda.

pearson.it/pteacademic

Che cosa sono le certificazioni International GCSE?

Le certificazioni Pearson Edexcel International GCSE offrono a tutte le Scuole secondarie di secondo grado la possibilità di preparare alcune materie del curriculum scolastico interamente in lingua inglese.

pearson.it/international-gcse

Per registrarsi: pearson.it/evento-elt-milano



Digital Tools for Learners and Teachers

I GSE

II Libro Liquido

III MyApp and PPE

IV Pearson English Portal

V MyEnglishLab

VI AI in Language Learning/Teaching

VII Betwyll



**The Global Scale of
English
GSE**

The Global Scale of English, GSE

What do you need to know to plan a course?

Detailed information about content in courses

Confidence about your students' needs

The right, and realistic, objectives for learners

Identify where your students need to focus to take the next steps

<https://www.pearson.com/english/about/gse/teacher-toolkit.html>



**Access the
toolkit**

**[https://www.pearson.com/english/
about/gse.html](https://www.pearson.com/english/about/gse.html)**

GSE




Tips

1. Make a list of the objectives of your course
2. Identify how you want to spend class time
3. Check where objectives are achieved in your coursebooks and what you can skip or may need to add to
4. Use the mapping booklet in courses to identify where students may face challenges
5. Generate lists of grammar and vocabulary goals

<https://www.pearson.com/english/about/gse.html>

GSE

Courses





Libro Liquido

Libro Liquido

Accessible everywhere

Accessible by everyone

Accessible on any device



<https://it.pearson.com/prodotti-digitali/libro-liquido.html>

Libro Liquido

How can we make reading more accessible to students with challenges?

Change fonts

Change text size

Change contrast

All CAPS

Zoom

Read your book aloud

Change audio speed



<https://it.pearson.com/prodotti-digitali/libro-liquido.html>

<https://it.pearson.com/prodotti-digitali/libro-liquido.html>

Libro Liquido

Tips

1. Take time to explain to your students what they have and how to use it
2. Demonstrate how it works in class
3. Use it to read in class to get started
4. Have your students make some notes about what they find interesting
5. Ask them to share the settings they use

<https://it.pearson.com/prodotti-digitali/libro-liquido.html>



**MyApp and Pearson
Practice English**

MyApp and PPE

What way do learners prefer to listen to audio or watch video with? What device do they use?

MyAPP

Listen to the audio from your books

Watch the videos

<https://it.pearson.com/prodotti-digitali/myapp.html>

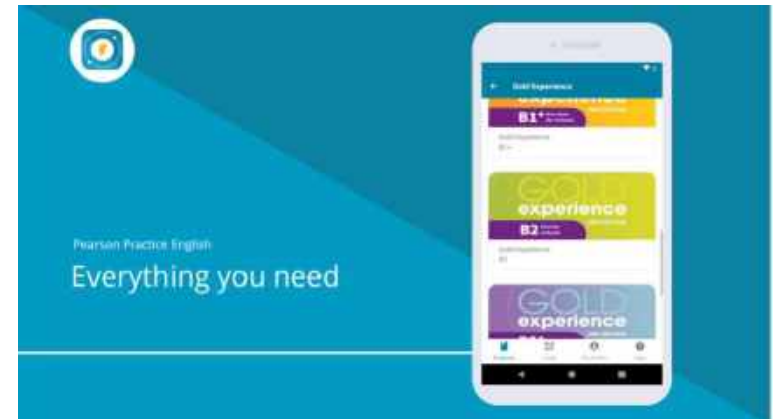
PPE

Audio

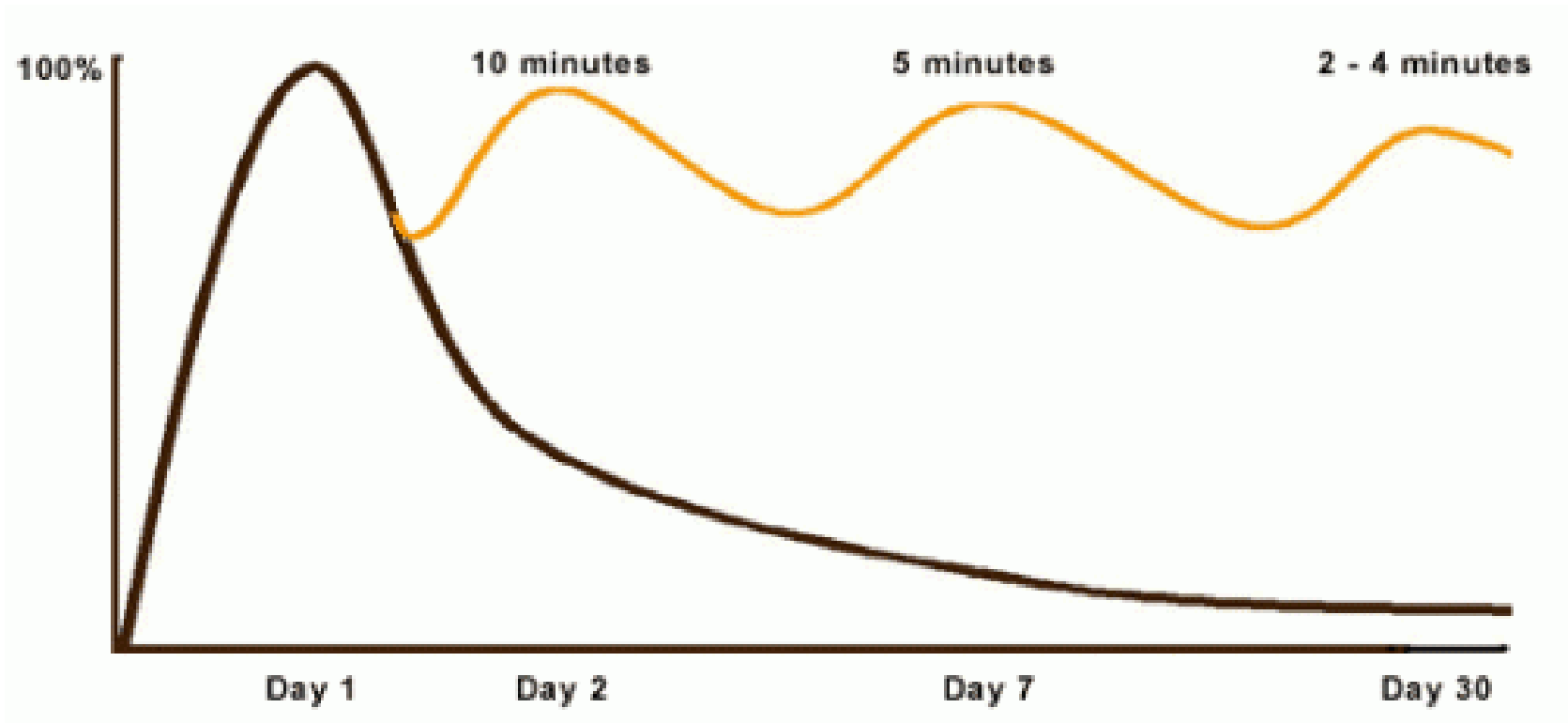
Videos

Extra exercises

<https://www.pearson.com/english/pearson-practice-app.html>






MyApp and PPE



Courses

MyAppPearson

Pearson Practice English



MyApp:

<https://it.pearson.com/prodotti-digitali/myapp.html>

PPE:

<https://www.pearson.com/english/pearson-practice-app.html>

MyAPP and Pearson Practice English

Tips

1. Use the app at home to practice listening
2. Prepare for lessons
3. Do extra homework to improve retention
4. Practice where and when you like

The background is a dark blue color with a repeating pattern of light blue, stylized, concentric curved lines that resemble signal waves or a globe's latitude/longitude lines. In the center, there is a large white circle containing the text.

Pearson English Portal

Pearson English Portal

What do you need to do with digital tools every day? How should they work?

Focus your time and energy on planning and teaching

Online and offline

High quality tools, Improved learner outcomes

Intuitive use

Analysis of student activity

English
Portal

Making teaching easier,
making learning fun



**[https://www.pearson.com/english/
portal.html](https://www.pearson.com/english/portal.html)**


Pearson English Portal

Tips

1. Find all your teachers' resources in one place
2. Use the presentation tool online or offline
3. Get tips about planning and evaluating learners
4. Use the virtual class to review and guide learning
5. Let your students access content through this platform

Pearson English Portal

Courses



The logo features the text "MyEnglishLab" in a bold, serif font, centered within a large white circle. The background is a dark blue field with a repeating pattern of lighter blue, stylized, curved lines that resemble sound waves or signal patterns.

MyEnglishLab

MyEnglishLab

What do students and teachers need from online exercises?

Feedback for learners, teachers and schools

A second opinion to evaluate learning

Rich data to improve learning

Reports to inform teaching

MyEnglishLab

Now accessed via

English Portal

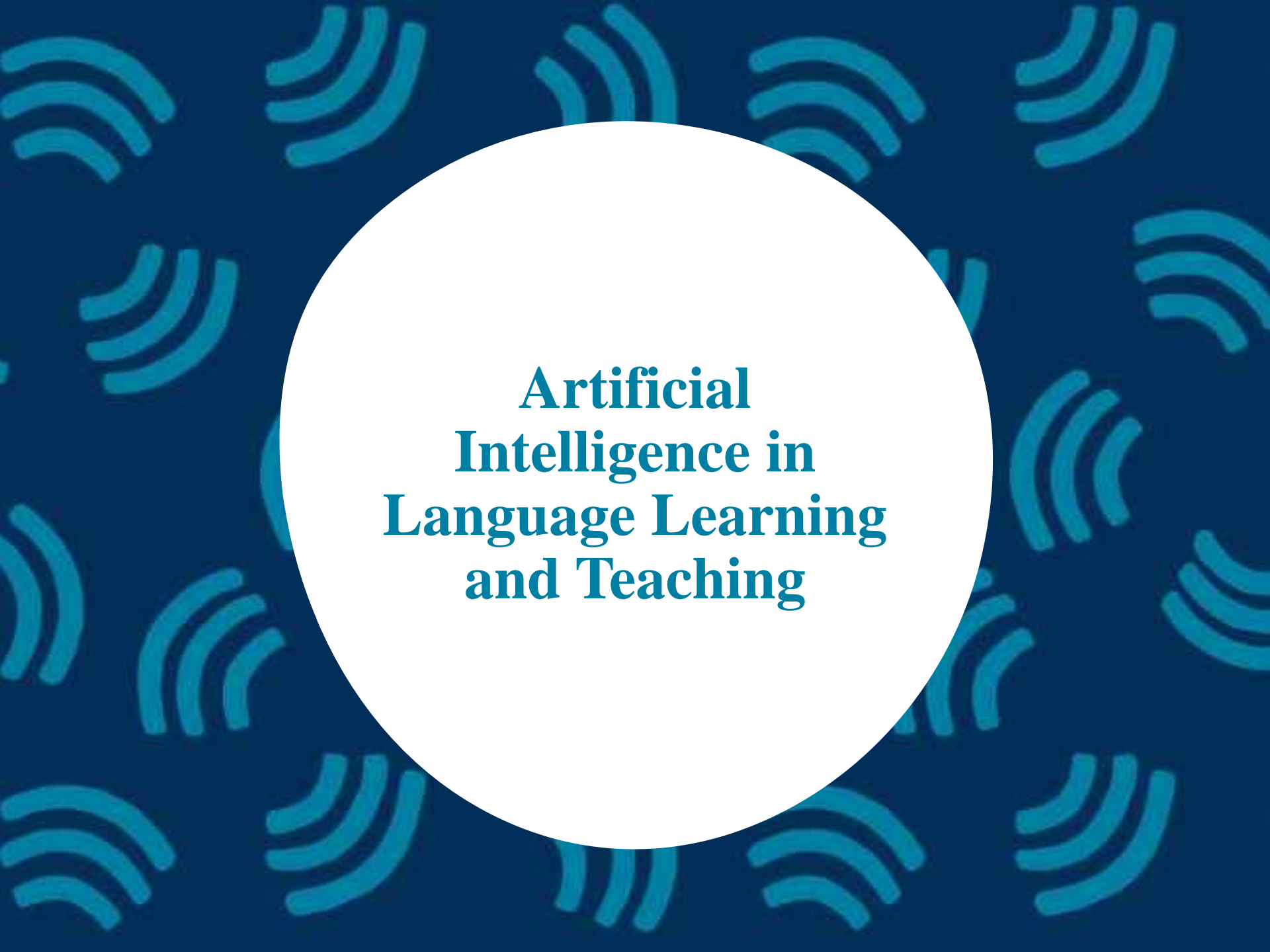


<https://www.pearson.com/english/portal.html>

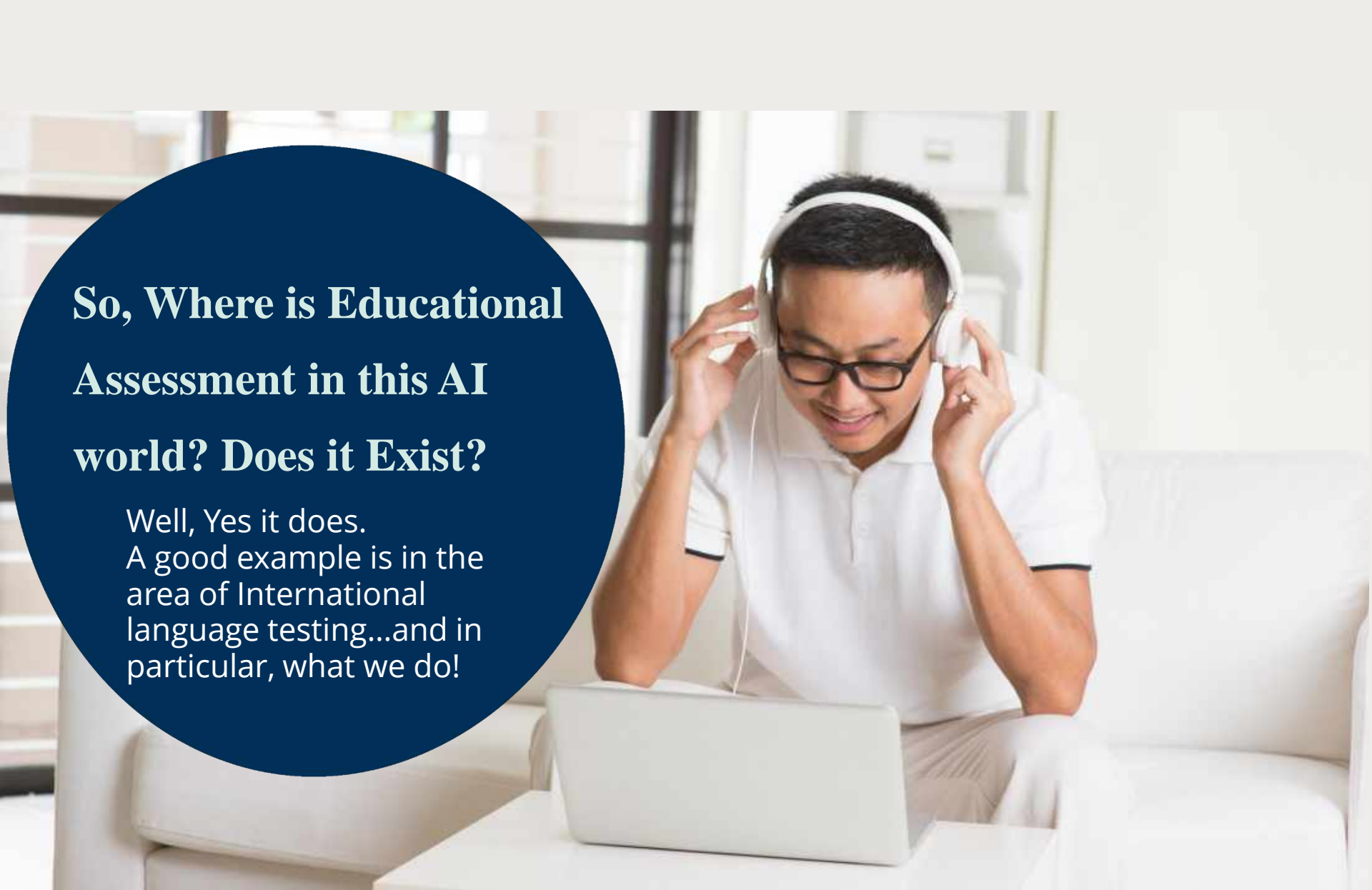
MyEnglishLab

Tips

1. Use the common error report to plan review
2. Gamify homework by checking which students are working hardest, getting the best results or improving most quickly and reward them for good work
3. Check skills as students apply them online
4. Save time checking homework and use it to plan lessons
5. Get a second opinion on what you see in class
6. Talk to your local agency about setup



**Artificial
Intelligence in
Language Learning
and Teaching**



**So, Where is Educational
Assessment in this AI
world? Does it Exist?**

Well, Yes it does.
A good example is in the
area of International
language testing...and in
particular, what we do!

Automated Spoken Tests

Education

- English Language Learners – placement
- English Language Learners – progress
- University Entrance

Government

- Immigration
- On-the-job certification

Corporate

- Recruitment screening
- Training & leadership programs
- Aviation & transportation

Auto-scoring, and AI can assess these skills

Written Scoring

- Word choice
- Grammar & Mechanics
- Progression of ideas
- Organization
- Style, Tone
- Paragraph structure
- Development, Coherence
- Point of view
- Task completion

Spoken Scoring

- Sentence Mastery
- Content
- Vocabulary
- Accuracy
- Pronunciation
- Intonation
- Fluency
- Expressiveness
- Pragmatics

Artificial Intelligence

What does it mean for language learning? How can it help?

Feedback on speaking and writing skills

Focus on planning and teaching, not checking homework

Optimize class time

Paint a richer picture of learners and their needs

Place, progress, support, certify



<https://www.pearson.com/news-and-research/the-future-of-education/-intelligence.html>



**Betwyll,
Lightboard**

Betwyll

How can you get students to share ideas about books?

Read where it's comfortable for them

Share ideas with other learners and teachers

Express self

Connect with others to increase motivation



<https://it.pearson.com/betwyll.html>

**There's so much
more to learn**

Find out more about us at
<https://it.pearson.com/>